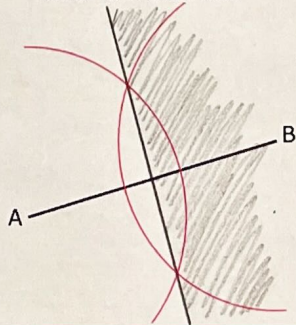


### Constructing Loci with Bisectors

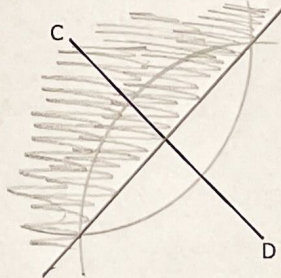
(a)

Complete the perpendicular bisector of the line AB and shade the region which is closer to B than to A



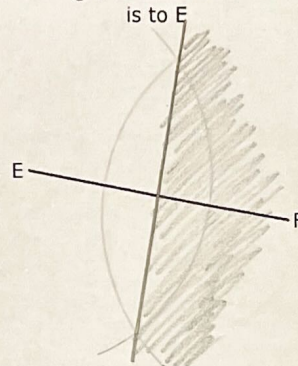
(b)

Construct the perpendicular bisector of the line CD and shade the region that is closer to C than to D



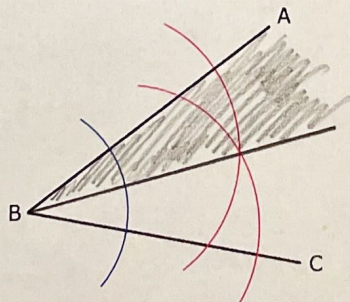
(c)

Shade the region that is closer to F than it is to E



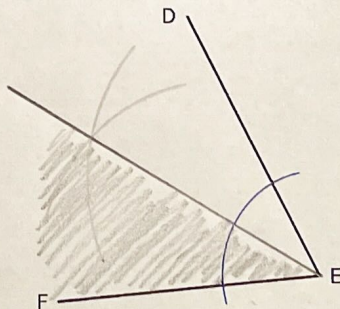
(d)

Complete the bisector of the angle ABC and shade the region which is closer to the line AB than to the line BC



(e)

Construct the bisector of the angle DEF and shade the region which is closer to the line EF than to the line DE



(f)

Shade the region that is closer to the line GH than it is to the line HJ

