Match-Up — Loci and Regions

Diagrams are drawn on a centimetre square grid.

1	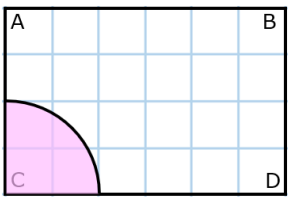	**5**	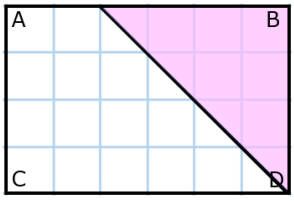	**9**	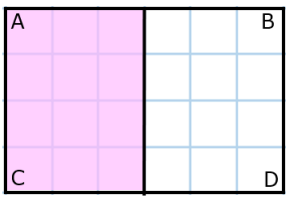
2	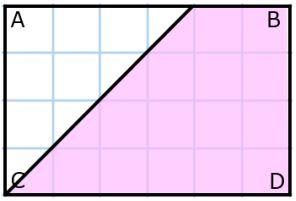	**6**	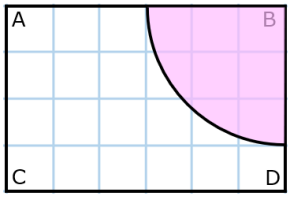	**10**	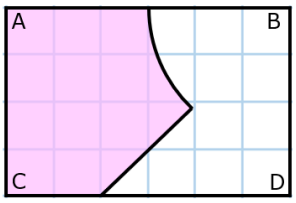
3	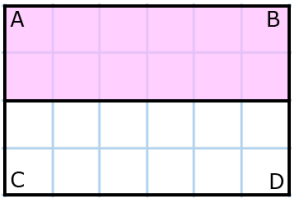	**7**	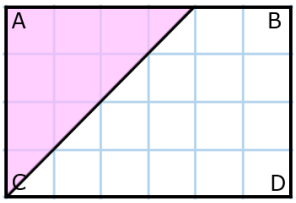	**11**	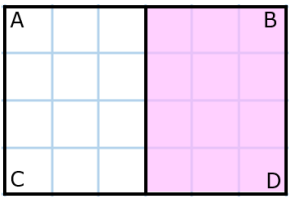
4	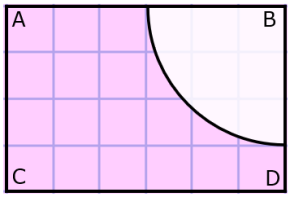	**8**	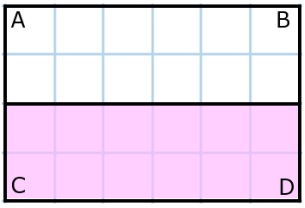	**12**	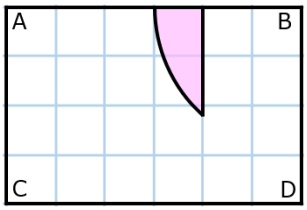

A	The set of points that are closer to D than to B	**E**	The set of points that is more than 3 cm from B	**I**	The set of points that are closer to CD than to AC
B	The set of points more than 3 cm from B and closer to AB than BD	**F**	The set of points that are less than 3 cm from AC	**J**	The set of points that are less than 3 cm from B
C	The set of points that are closer to AC than to CD	**G**	The set of points that are less than 2 cm from C	**K**	The set of points less than 3 cm from B and more than 2 cm from BD
D	The set of points that are closer to D than to C	**H**	The set of points closer to BD than to CD	**L**	The set of points that are more than 2 cm from CD

1	2	3	4	5	6	7	8	9	10	11	12